

PINBLASTER[®]

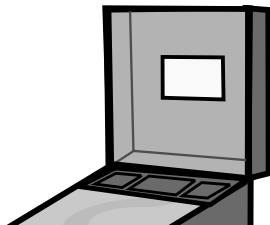

BY PinSound

For Stern SPIKE 1

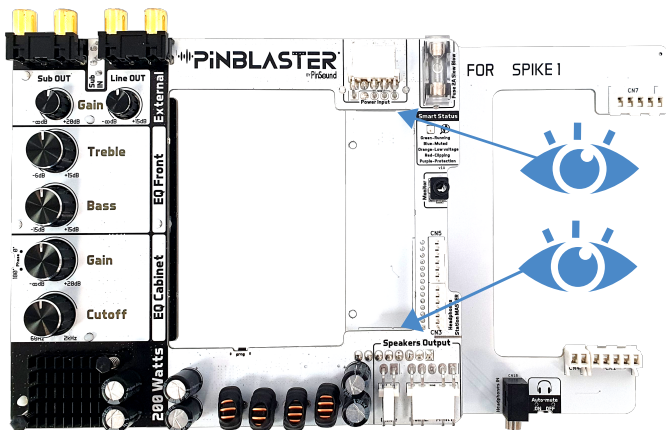


KIT CONTENT

1 POWER OFF & OPEN




2 ASSEMBLE PINBLASTER & ADAPTER



3 DISCONNECT

- Disconnect **CN7**
- Disconnect **CN4** + **CN1**




4 PREPARE FEET




5 INSTALL PINBLASTER

- Check the back connectors' alignment before insertion




6 RECONNECT

- Reconnect **CN7**
- Reconnect **CN4** + **CN1**
- Connect provided jack to jack audio cable



7 TURN ON

- Check SMART Status



NEED HELP?

Installation video

Guide

Q&A

Advanced settings

www.pinsound.org/support

